

Replace eXactly  
what's missing



**Coagadex**<sup>®</sup>

Coagulation Factor X (Human)

The first and only treatment  
specifically for hereditary  
factor X deficiency

Patient Information

Please see Important Safety  
Information on page 16 and full  
prescribing information in pocket.

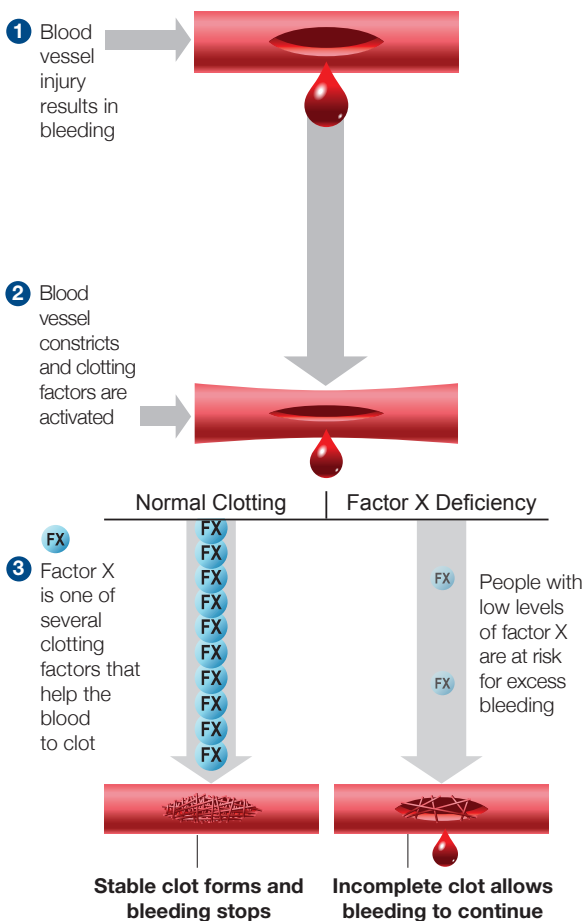
**bpl**  
Bio Products Laboratory  
*a commitment for life*

# What is hereditary factor X deficiency?

Factor X deficiency is a rare bleeding disorder. It is caused by having too little of a protein called factor X in the blood.

- Factor X plays an important role in blood clotting (coagulation)
- People with factor X deficiency have a higher risk of excess bleeding

## A Closer Look at Factor X Deficiency



Please see Important Safety Information on page 16 and full prescribing information in pocket.

### What causes hereditary factor X deficiency?

Factor X deficiency may be caused by a defect in the factor X gene that is passed down from parents to their children.

- To have hereditary factor X deficiency, a person must receive a defective factor X gene from both parents
- Hereditary factor X deficiency affects approximately 1 in every 1,000,000 people
- Hereditary factor X deficiency affects males and females at an equal rate

### What are the symptoms of factor X deficiency?

The symptoms of factor X deficiency can range from mild to severe.

Symptoms of mild factor X deficiency may include:

- Easy bruising
- Nosebleeds
- Mouth bleeds
- Bleeding longer than normal after injury or surgery



Symptoms of severe factor X deficiency may include:

- Bleeding of umbilical cord
- Joint bleeds and bruising
- Intramuscular bleeds
- Spontaneous bleeding in the head, spinal cord, or gastrointestinal tract (for example: stomach or intestines)

Women with factor X deficiency may experience:

- Heavy or prolonged bleeding during menstruation (periods)
- Complications during pregnancy or childbirth

## How is factor X deficiency diagnosed?

A healthcare provider may suspect a bleeding disorder like factor X deficiency based on:

- A personal history of bleeding symptoms
- A family history of a bleeding disorder

When factor X deficiency is suspected, the diagnosis is made through blood tests that measure the time it takes for blood to clot. These include:

- Prothrombin time (PT)
- Activated partial thromboplastin time (aPTT)

A blood test called a factor X assay will be used to confirm the diagnosis. This test measures the activity of factor X in the blood.

## How is hereditary factor X deficiency treated?

Factor X deficiency is treated by replacing the factor X that is missing from the body. For many years, the only treatments available for factor X deficiency were products developed for other conditions.

- These other products contain multiple blood clotting factors, not just factor X. If blood levels of these other factors get too high, complications can occur
- These other products don't list exactly how much factor X is in each vial. As a result, these products can be difficult to dose accurately for hereditary factor X deficiency

The treatment of hereditary factor X deficiency changed with the approval of COAGADEX.

**COAGADEX is the first product approved specifically to treat hereditary factor X deficiency**

**Please see Important Safety Information on page 16 and full prescribing information in pocket.**


## What is COAGADEX?

**COAGADEX is a high-purity product that contains more than 94% factor X.**

**It is the first and only treatment specifically for people with factor X deficiency.**

Until recently, the treatments available were designed for other diseases and contain larger amounts of other proteins, such as factors II and IX, in addition to factor X.

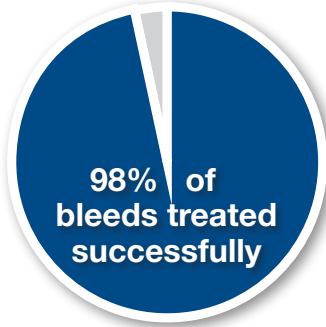
Taking these extra proteins when you don't need them can cause blood clots that may block blood vessels and cause serious injury (for example: stroke or blood clots in the lung or leg).



**With COAGADEX, you get the factor X you need without a lot of other proteins that you don't need.**

# How does COAGADEX work?

COAGADEX replaces the factor X that is missing from the body. In a medical study, **98%** of bleeds were successfully treated with COAGADEX.<sup>1</sup>



In another medical study where COAGADEX was used to reduce or prevent bleeds, doctors rated the efficacy of COAGADEX as “excellent”<sup>\*</sup> in all people in the study.<sup>2</sup>



<sup>\*</sup>Excellent=No minor or major bleeds occurred during the study period; or lower frequency of bleeds than expected given subject’s medical/treatment history.

Please see Important Safety Information on page 16 and full prescribing information in pocket.

## Ask your doctor if COAGADEX is right for you

If you want to talk to your healthcare provider about COAGADEX, the questions below may help.

Share your answers to the following questions with your healthcare provider and explain you would like to talk about whether COAGADEX is right for you.

1. How often do you have a bleed?
2. How satisfied are you with your current activity level?
  - Very satisfied
  - Somewhat satisfied
  - Not sure
  - Somewhat unsatisfied
  - Very unsatisfied
3. What are your treatment goals?
4. Do you think you need to make a change in how you are treating your hereditary factor X deficiency?
  - Yes
  - No
5. What questions or concerns do you have about your current treatment?
6. How satisfied are you with your current treatment in helping you meet your goals?
  - Very satisfied
  - Somewhat satisfied
  - Not sure
  - Somewhat unsatisfied
  - Very unsatisfied
7. How interested are you in trying COAGADEX?
  - Very interested
  - Somewhat interested
  - A little interested
  - Not interested
  - Not sure

## What should I tell my healthcare provider before I use COAGADEX?

You should tell your healthcare provider if you:

- Have or previously had any medical problems
- Have any allergies
- Take any prescription and non-prescription medicines, including over-the-counter medicines, supplements or herbal medicines
- Are breast-feeding. It is not known if COAGADEX passes into your milk and if it can harm your baby
- Are pregnant or planning to become pregnant. It is not known if COAGADEX may harm your unborn baby
- Have been told you have inhibitors to factor X

## What are the possible side effects of COAGADEX?

You can have an allergic reaction to COAGADEX.

Stop treatment and call your healthcare provider right away if you have any of the following symptoms: difficulty breathing, chest tightness, swelling of the face, rash or hives.

Common side effects of COAGADEX are infusion site redness, infusion site pain, tiredness, and back pain.

Your body can also make antibodies, called “inhibitors,” against COAGADEX, which may stop COAGADEX from working properly. Your healthcare provider may give you blood tests to check for inhibitors.

These are not all the possible side effects of COAGADEX. Tell your healthcare provider about any side effects that bother you or do not go away.

**Please see Important Safety Information on page 16 and full prescribing information in pocket.**



COAGADEX is made from human plasma and may contain infectious agents, e.g. viruses, the variant Creutzfeldt-Jakob disease agent and, theoretically, the Creutzfeldt-Jakob disease agent. No cases of transmission of viral diseases, vCJD or CJD, have been associated with the use of COAGADEX.



## How is COAGADEX dosed?

COAGADEX is given by intravenous (IV) infusion. It may be infused in a healthcare provider’s office or infusion center, or you may be able to infuse the product in your home.

Your healthcare provider will tell you how much COAGADEX to use and how often to use it based on your age, your weight, the severity of your factor X deficiency, your bleeding history and (if you are currently experiencing a bleed) where you are bleeding.

COAGADEX is available in 250 IU or 500 IU range single-use vials that include a Mix2Vial™ for reconstitution.



Mix2Vial is a trademark of West Pharmaceutical Services.

# How is COAGADEX prepared for use?

Do not attempt to administer your own infusion unless you have been taught how by your healthcare provider or hemophilia center.

COAGADEX must be reconstituted before use. Do not freeze or use any solution that has been frozen. COAGADEX must not be used if it is cloudy or contains any particles after reconstitution.

The procedures below and on the next 2 pages are provided as general guidelines for the preparation and reconstitution of COAGADEX. Always work on a clean surface and wash your hands before performing the following procedures:

- 1.** COAGADEX should be dissolved using the transfer device called Mix2Vial. The Mix2Vial transfer device is provided with the product for needle-free, easy and safe use
- 2.** COAGADEX must only be dissolved in the sterile water for injection provided with the product
- 3.** To administer this medicine you will also need a syringe and suitable needle (not provided in the COAGADEX carton)
- 4.** Bring the containers of COAGADEX and the sterile water for injection to room temperature before mixing
- 5.** The reconstitution process is detailed on the next 2 pages

**Please see Important Safety Information on page 16 and full prescribing information in pocket.**

## How do I store COAGADEX?

- Keep COAGADEX in its original package to protect it from light
- Store COAGADEX at room temperature [not to exceed 30°C (86°F)] or refrigerated [not below 2°C (36°F)].  
Do not freeze
- Do not use after the expiration date printed on the box. The expiration date refers to the last day of that month
- Do not use the sterile water if any small particles can be seen in it
- After reconstitution (mixing with the sterile water), COAGADEX must be used within one hour. Discard any COAGADEX left in the vial at the end of your infusion



# Instructions for reconstituting COAGADEX



## Step 1

- Bring the vials of COAGADEX and sterile water to room temperature before mixing
- Remove the cap from the vial of COAGADEX and clean the top of the stopper with an alcohol swab
- Repeat this step with the vial of sterile water

## Step 2

- Peel back the top of the Mix2Vial package but leave the device in the package.



## Step 3

- Place the blue end of the Mix2Vial on the sterile water vial and push straight down until the spike penetrates the rubber stopper and snaps into place
- Remove the plastic outer packaging from the Mix2Vial and discard it. Do not touch the exposed end of the device



## Step 4

- Turn the sterile water vial upside down with the device still attached
- Place the clear end of the Mix2Vial on the product vial and push straight down until the spike penetrates the rubber stopper and snaps into place

Please see Important Safety Information on page 16 and full prescribing information in pocket.

**Step 5**

- The sterile water will be pulled into the vial of COAGADEX by the vacuum contained within it
- Gently swirl the vial to make sure the powder is thoroughly mixed. Do not shake the vial
- A clear or slightly pearl-like solution should be obtained, usually in less than 1 minute (5 minutes maximum)

**Note:** If the water is not pulled into the vial of COAGADEX, this indicates a loss of vacuum in the vial. Do not use the product.

**Step 6**

- Separate the empty sterile water vial and blue part from the clear part by unscrewing counter-clockwise

**Step 7**

- Draw air into the syringe by pulling the plunger to the required volume of sterile water added
- Connect the syringe to the clear part of the Mix2Vial
- Push the air in the syringe into the vial

**Step 8**

- Immediately invert the COAGADEX vial. The solution will be drawn into the syringe
- Disconnect the filled syringe from the device
- Use the product immediately or within one hour of reconstitution. Do not store the reconstituted product

**Note:** If there are any particles in the syringe, or if the solution is cloudy, or if a gel or clot forms, contact the manufacturer to report the batch number printed on the vial.

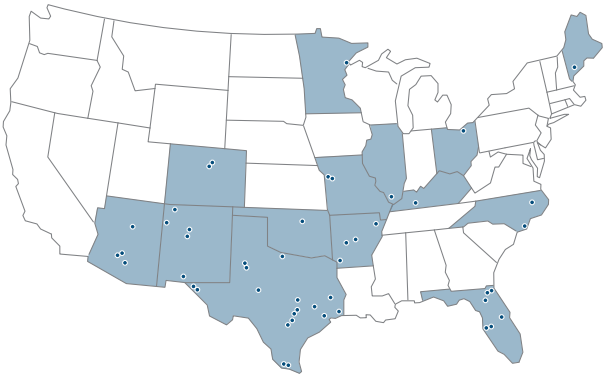
**Call your healthcare provider or hemophilia treatment center if you experience any problems.**

## Who makes COAGADEX?

COAGADEX is made by Bio Products Laboratory (BPL), a leading supplier of blood protein therapies. BPL is based in the United Kingdom and has been making therapies from plasma (the liquid part of blood) for over 60 years.

All of the plasma used to make COAGADEX comes from collection centers owned and operated by BPL in the United States (US). Each center is inspected and approved by the US Food and Drug Administration (FDA).

### BPL Plasma Collection Centers



For a list of BPL  
Plasma Collection Centers, visit:  
[www.bplplasma.com](http://www.bplplasma.com)

Please see Important Safety Information  
on page 16 and full prescribing information  
in pocket.

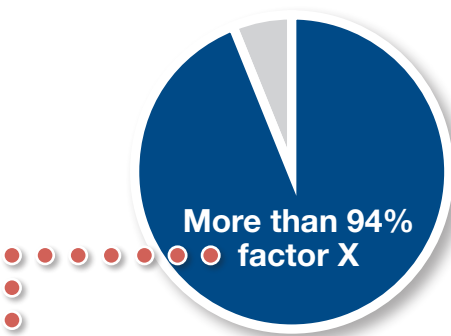
## How is COAGADEX made?

COAGADEX is made from plasma donated by healthy individuals at licensed collection centers throughout the US.

- All donors undergo a thorough screening process for infections caused by viruses
- During processing, COAGADEX undergoes 3 separate steps specifically designed to remove or inactivate any viruses



**COAGADEX is a high-purity product. It contains more than 94% factor X.**



- With COAGADEX, you get the factor X you need without a lot of other proteins that you don't need.

## Indications for COAGADEX

COAGADEX, a plasma-derived blood coagulation factor X concentrate, is indicated in adults and children with hereditary factor X deficiency for:

- Routine prophylaxis to reduce the frequency of bleeding episodes
- On-demand treatment and control of bleeding episodes
- Perioperative management of bleeding in patients with mild and moderate hereditary factor X deficiency

### Limitation of Use

Perioperative management of bleeding in major surgery in patients with severe hereditary factor X deficiency has not been studied.

## Important Safety Information for COAGADEX

COAGADEX is contraindicated in patients with known hypersensitivity to any of the components of the product.

Allergic type hypersensitivity reactions, including anaphylaxis, are possible with COAGADEX. If symptoms occur, patients should discontinue use of the product immediately, contact their physician, and administer appropriate treatment.

The formation of neutralizing antibodies (inhibitors) to factor X is a possible complication in the management of individuals with factor X deficiency. Carefully monitor patients taking COAGADEX for the development of inhibitors by appropriate clinical observations and laboratory tests.

COAGADEX is made from human plasma and may contain infectious agents, e.g. viruses, the variant Creutzfeldt-Jakob disease (vCJD) agent and, theoretically, the Creutzfeldt-Jakob disease (CJD) agent. No cases of transmission of viral diseases, vCJD or CJD, have been associated with the use of COAGADEX.

In clinical studies, the most common adverse reactions (frequency  $\geq 5\%$  of subjects) with COAGADEX were infusion site erythema, infusion site pain, fatigue and back pain.

**Please see full prescribing information in pocket.**



## Get help and support

### Copay Assistance

If you have a prescription for COAGADEX and are having difficulty paying for your medication, BPL may be able to help.

- The COAGADEX Copay Support Program will provide up to \$12,000 per calendar year to cover out-of-pocket expenses for your COAGADEX prescription
- Some restrictions apply. To see if you qualify, visit [MyCoagadex.Medmonk.com](https://www.MyCoagadex.Medmonk.com)

**Keep this card in your wallet. If you have a medical or dental procedure coming up, call the number on the back to make sure your hospital, doctor, or dentist has COAGADEX to treat any bleeding episode that may occur.**

## Ask BPL

BPL is committed to helping patients find answers to their questions about COAGADEX. This includes helping patients with:

- Copay assistance
- Issues with insurance coverage
- Prior authorizations and appeals
- Other questions related to COAGADEX



**Call:** 844-4BPLUSA (844-427-5872)



**Email:** [Reimbursement@BPLgroup.com](mailto:Reimbursement@BPLgroup.com)

**COAGADEX® ORDERING  
INFORMATION LINE**

**844-427-5872**

## Where can you go for additional information?

### Hemophilia Treatment Centers

Hemophilia treatment centers (HTCs) were created specifically to meet the needs of patients with bleeding disorders. The members of the comprehensive care team at an HTC have the necessary experience to help patients manage all aspects of their condition.

### Other Online Resources

To learn more about factor X deficiency, please visit these independent web sites:



#### National Hemophilia Foundation

[www.hemophilia.org](http://www.hemophilia.org)



#### Hemophilia Federation of America

[www.hemophiliafed.org](http://www.hemophiliafed.org)



#### World Federation of Hemophilia

[www.wfh.org](http://www.wfh.org)



#### LA Kelley Communications

[www.kelleycom.com](http://www.kelleycom.com)

To learn more about COAGADEX,  
visit [www.coagadex.com](http://www.coagadex.com)

## COAGADEX: The first and only treatment specifically for hereditary factor X deficiency

- **COAGADEX is a high-purity product** that contains 94% factor X
- **In clinical studies**, COAGADEX was proven effective for treating bleeds and reducing or preventing bleeds
- **In clinical studies, the most common adverse reactions with COAGADEX were infusion site erythema, back pain, fatigue, and infusion site pain**



For more information, and to request to speak to someone about COAGADEX, visit [www.coagadex.com](http://www.coagadex.com)

You are encouraged to report negative side effects of prescription drugs to the FDA. Visit [www.fda.gov/medwatch](http://www.fda.gov/medwatch), or call 1-800-FDA-1088.

Please see Important Safety Information on page 16 and full prescribing information in pocket.

**See pages 17 and 18 of this brochure for a card to keep in your wallet.**

If you have a medical or dental procedure coming up, call the number on the back to make sure your hospital, doctor, or dentist has COAGADEX to treat any bleeding episode that may occur.

**References:** 1. Austin S, Kavakli K, Norton M, et al. *Haemophilia*. 2016;22:419-425. 2. Liesner R, Akanezi C, Norton M, Payne J. *Haemophilia*. 2018 Apr 30. doi: 10.1111/hae.13500. [Epub ahead of print]

**Coagadex**<sup>®</sup>  
Coagulation Factor X (Human)

**bpl**  
Bio Products Laboratory  
*a commitment for life*

Manufactured by:

Bio Products Laboratory Limited, Dagger Lane, Elstree, Hertfordshire, WD6 3BX, United Kingdom

U.S. License No. 1811



COAGADEX is a registered trademark of Bio Products Laboratory Limited

US/X/1118/0038e Date of preparation: December 2018

[www.bpl-us.com](http://www.bpl-us.com)  
[www.coagadex.com](http://www.coagadex.com)

For medical information queries, please call 1-866-398-0825 or email [MedInfo@BPLgroup.com](mailto:MedInfo@BPLgroup.com)

### HIGHLIGHTS OF PRESCRIBING INFORMATION

These highlights do not include all the information needed to use COAGADEX® safely and effectively. See full prescribing information for COAGADEX®.

**COAGADEX® (Coagulation Factor X (Human))**  
**Lyophilized Powder for Solution for Intravenous Injection**  
**Initial U.S. Approval: [2015]**

#### -----RECENT MAJOR CHANGES-----

<b>INDICATIONS AND USAGE (1)</b>	<b>9/2018</b>
<b>DOSAGE AND ADMINISTRATION (2.1, 2.2)</b>	<b>9/2018</b>
<b>CONTRAINDICATIONS (4)</b>	<b>9/2018</b>

#### -----INDICATIONS AND USAGE-----

COAGADEX, Coagulation Factor X (Human), is a plasma-derived human blood coagulation factor indicated in adults and children with hereditary Factor X deficiency for:

- Routine prophylaxis to reduce the frequency of bleeding episodes (1)
- On-demand treatment and control of bleeding episodes (1)
- Perioperative management of bleeding in patients with mild and moderate hereditary Factor X deficiency (1)

#### Limitation of Use

Perioperative management of bleeding in major surgery in patients with severe hereditary Factor X deficiency has not been studied.

#### -----DOSAGE AND ADMINISTRATION-----

##### For intravenous use only after reconstitution.

- Each vial of COAGADEX contains the labeled amount of Factor X in international units (IU) (2)
- The dosage and duration of treatment depend on the severity of the Factor X deficiency, on the location and extent of the bleeding and on the patient's clinical condition (2.1)
- For prophylaxis of bleeding episodes (2.1):

Age	Initial dose	Further management
<b>Children:</b> Less than 12 years of age	40 IU/kg twice weekly	Monitor trough blood levels of Factor X targeting $\geq 5$ IU/dL and adjust dosage to clinical response and trough levels. Do not exceed a peak level of 120 IU/dL.
<b>Adults and adolescents:</b> 12 years of age or older	25 IU/kg twice weekly	

- For treatment of bleeding episodes (2.1):

Age	Initial dose	Further management
<b>Children:</b> Less than 12 years of age	30 IU/kg	Repeat at intervals of 24 hours until the bleed stops.
<b>Adults and adolescents:</b> 12 years of age or older	25 IU/kg	

- For perioperative management (2.1):

Age	Initial dose	Further management
<b>Children:</b> Less than 12 years of age	Use a factor of 0.6 to calculate the required dose (see formula in 2.1)	<b>Pre-surgery:</b> raise plasma Factor X levels to 70-90 IU/dL <b>Post-surgery:</b> maintain plasma Factor X levels at $\geq 50$ IU/dL until the patient is no longer at risk of bleeding due to surgery
<b>Adults and adolescents:</b> 12 years of age or older	Use a factor of 0.5 to calculate the required dose (see formula in 2.1)	

#### -----DOSAGE FORMS AND STRENGTHS-----

COAGADEX is available as a lyophilized powder for reconstitution in single-use vials containing nominally (approximately) 250 IU or 500 IU of Factor X activity. When reconstituted using the Sterile Water for Injection supplied with the kit, the final concentration is approximately 100 IU/mL (3).

#### -----CONTRAINDICATIONS-----

Do not use in patients who have had life-threatening hypersensitivity reactions to COAGADEX (4).

#### -----WARNINGS AND PRECAUTIONS-----

- Hypersensitivity reactions, including anaphylaxis, are possible. Should symptoms occur, discontinue COAGADEX and administer appropriate treatment (5.1).
- Development of neutralizing antibodies (inhibitors) may occur. If expected plasma Factor X activity levels are not attained, or if bleeding is not controlled with an appropriate dose, perform an assay that measures Factor X inhibitor concentration (5.2).
- COAGADEX is made from human blood and therefore carries a risk of transmitting infectious agents, e.g. viruses, the variant Creutzfeldt-Jakob disease (vCJD) agent and, theoretically, the Creutzfeldt-Jakob disease (CJD) agent (5.4).

#### -----ADVERSE REACTIONS-----

The most common adverse drug reactions (frequency  $\geq 5\%$  of subjects) observed in clinical trials were infusion site erythema, infusion site pain, fatigue and back pain (6).

To report SUSPECTED ADVERSE REACTIONS, contact BPL USA Inc., at 1-844-427-5872 or [medinfo@bplgroup.com](mailto:medinfo@bplgroup.com) or FDA at 1-800-FDA-1088 or [www.fda.gov/medwatch](http://www.fda.gov/medwatch).

See 17 for PATIENT COUNSELING INFORMATION and FDA-approved patient labeling.

Revised: [09/2018]

---

**FULL PRESCRIBING INFORMATION: CONTENTS\***

- 1 INDICATIONS AND USAGE**
- 2 DOSAGE AND ADMINISTRATION**
  - 2.1 Dose
  - 2.2 Preparation and Reconstitution
  - 2.3 Administration
- 3 DOSAGE FORMS AND STRENGTHS**
- 4 CONTRAINDICATIONS**
- 5 WARNINGS AND PRECAUTIONS**
  - 5.1 Hypersensitivity Reactions
  - 5.2 Neutralizing Antibodies
  - 5.3 Transmissible Infectious Agents
  - 5.4 Monitoring and Laboratory Tests
- 6 ADVERSE REACTIONS**
  - 6.1 Clinical Trials Experience
  - 6.2 Immunogenicity
- 7 DRUG INTERACTIONS**
- 8 USE IN SPECIFIC POPULATIONS**
  - 8.1 Pregnancy

- 8.2 Lactation
- 8.4 Pediatric Use
- 8.5 Geriatric Use
- 10 OVERDOSAGE**
- 11 DESCRIPTION**
- 12 CLINICAL PHARMACOLOGY**
  - 12.1 Mechanism of Action
  - 12.2 Pharmacodynamics
  - 12.3 Pharmacokinetics
- 13 NONCLINICAL TOXICOLOGY**
  - 13.1 Carcinogenesis, Mutagenesis, Impairment of Fertility
- 14 CLINICAL STUDIES**
- 16 HOW SUPPLIED/STORAGE AND HANDLING**
- 17 PATIENT COUNSELING INFORMATION**

\*Sections or subsections omitted from the full prescribing information are not listed.

---

**FULL PRESCRIBING INFORMATION****1 INDICATIONS AND USAGE**

COAGADEX, Coagulation Factor X (Human), is a plasma-derived human blood coagulation Factor indicated in adults and children with hereditary Factor X deficiency for:

- Routine prophylaxis to reduce the frequency of bleeding episodes
- On-demand treatment and control of bleeding episodes
- Perioperative management of bleeding in patients with mild and moderate hereditary Factor X deficiency

Limitation of Use

Perioperative management of bleeding in major surgery in patients with severe hereditary Factor X deficiency has not been studied.

**2 DOSAGE AND ADMINISTRATION****For intravenous use after reconstitution only****2.1 Dose**

- Dose and duration of the treatment depend on the severity of the Factor X deficiency, location and extent of the bleeding, the patient's age (<12 years or >12 years) and on the patient's clinical condition.
- Base the dose and frequency on the individual clinical response. Do not administer more than 60 IU/kg daily.
- Each vial of COAGADEX is labeled with the actual Factor X potency/content in International Units (IU).
- **For adolescents and adults (at least 12 years of age)**, estimate the expected *in vivo* peak increase in Factor X level expressed as IU/dL (or % of normal) using the following formula:

**Estimated Increment of Factor X (IU/dL or % of normal) = [Total Dose (IU)/Body Weight (kg)] x 2**

The dose to achieve a desired *in vivo* peak increase in Factor X level may be calculated using the following formula:

$$\text{Dose (IU)} = \text{Body Weight (kg)} \times \text{Desired Factor X Rise (IU/dL or \% of normal)} \times 0.5$$

Note: The desired Factor X rise is the difference between the patient's plasma Factor X level and the desired level. The dosing formula is based on the observed recovery of approximately 2 IU/dL per IU/kg for adults and adolescents at least 12 years of age.

- **For young children (less than 12 years of age)**, the incremental recovery is approximately 1.7 IU/dL per IU/kg so the number at the end of each of the above formulae changes as follows:

$$\text{Estimated Increment of Factor X (IU/dL or \% of normal)} = [\text{Total Dose (IU)/Body Weight (kg)}] \times 1.7$$

The dose to achieve a desired *in vivo* peak increase in Factor X level may be calculated using the following formula:

$$\text{Dose (IU)} = \text{Body Weight (kg)} \times \text{Desired Factor X Rise (IU/dL)} \times 0.6$$

Prophylaxis of bleeding episodes		
Age	Initial dose	Further management
<b>Children:</b> Less than 12 years of age	40 IU/kg twice weekly	Due to inter-and intra-patient variability, it is recommended that trough blood levels of Factor X should be monitored at intervals, especially in the first weeks of therapy or after dosages changes. Adjust dosage regimen to clinical response and trough levels of Factor X of at least 5 IU/dL. Do not exceed a peak level of 120 IU/dL.
<b>Adults and adolescents:</b> 12 years of age or older	25 IU/kg twice weekly	

On-demand treatment and control of bleeding episodes		
Age	Initial dose	Further management
<b>Children:</b> Less than 12 years of age	30 IU/kg	Infuse COAGADEx when the first sign of bleeding occurs [see <i>Clinical Trial Experience (6.1)</i> ]. Repeat at intervals of 24 hours until the bleed stops.
<b>Adults and adolescents:</b> 12 years of age or older	25 IU/kg	

Perioperative management of bleeding		
Age	Initial dose	Further management
<b>Children:</b> Less than 12 years of age	Calculate dose (IU) using 0.6 as shown in the 'Dose' formula (2.1). The increment of Factor X can be estimated using <i>in vivo</i> recovery value of 1.7 (see formula above)	Measure post-infusion plasma Factor X levels for each patient before and after surgery to ensure that hemostatic levels are obtained and maintained.  <b>Pre-surgery:</b> calculate the dose of COAGADEx to raise plasma Factor X levels to 70-90 IU/dL  <b>Post-surgery:</b> Repeat dose as necessary to maintain plasma Factor X levels at a minimum of 50 IU/dL until the patient is no longer at risk of bleeding due to surgery
<b>Adults and adolescents:</b> 12 years of age or older	Calculate dose (IU) using 0.5 as shown in the 'Dose' formula (2.1) The increment of Factor X can be estimated using <i>in vivo</i> recovery value of 2.0 (see formula above)	

## 2.2 Preparation and Reconstitution

- Always work on a clean surface and wash your hands before performing the following procedures.
- To reconstitute, use the diluent (Sterile Water for Injection) and transfer device (Mix2Vial) provided in the COAGADEX carton.
- To administer, you will also need a syringe and suitable needle (not provided in the COAGADEX carton).
- Bring the vials of COAGADEX and the Sterile Water for Injection to room temperature before mixing.
- The reconstitution is performed as follows:

**Table 1 COAGADEX Reconstitution Instructions**



### Step 1

- Remove the cap from the vial of COAGADEX and clean the top of the rubber stopper with an alcohol swab (not supplied) and allow to dry prior to opening the Mix2Vial package.
- Repeat this step with the vial of sterile water.

### Step 2

- Peel back the top of the Mix2Vial package. Do not remove the device from the package.



### Step 3

- Place the blue end of the Mix2Vial over the water vial and push straight down until the spike penetrates the rubber stopper and snaps into place.
- Remove the plastic outer packaging from the Mix2Vial and discard it. Do not touch the exposed end of the device.



### Step 4

- With the COAGADEX vial placed on a flat surface, invert the water vial with the Mix2Vial device still attached.
- Place the clear end of the Mix2Vial on the product vial and push straight down until the spike penetrates the rubber stopper and snaps into place.
- The water will automatically transfer into the COAGADEX vial by the vacuum contained within it. Do not use if the water is not pulled into the vial of COAGADEX.





#### Step 5

- Gently swirl the COAGADEX vial to make sure that the powder is fully dissolved. Do not shake the vial.
- The reconstituted solution should be clear or a slightly pearl-like solution. Do not use if particulate matter or discoloration is observed and contact BPL.



#### Step 6

- Separate the empty water vial and blue part of the Mix2Vial from the clear part that is attached to the COAGADEX vial by unscrewing counter-clockwise.

#### Step 7

- Draw air into an empty, sterile syringe (not supplied) by pulling the plunger to the volume of water added.
- Connect the syringe to the clear part of the Mix2Vial and push the air in the syringe into the vial.



#### Step 8

- Immediately invert the COAGADEX vial. The solution will automatically be drawn into the syringe. Draw the remaining solution into the syringe by pulling the plunger back slowly.
- Disconnect the filled syringe from the device.
- Use the product immediately after reconstitution. Do not store the reconstituted product.

## 2.3 Administration

### For intravenous administration only

- If the dose requires more than one vial of COAGADEX:
  - Reconstitute each vial (steps 1 to 5) using a new Mix2Vial for each vial
  - Draw up all of the solution into a single syringe (steps 6 to 8)
- Visually inspect the final solution for particulate matter and discoloration prior to administration, and whenever solution and container permit. Do not use if particulate matter or discoloration is observed
- Attach a suitable needle to the syringe
- Administer by intravenous infusion at a rate of 10 mL/min, but no more than 20 mL/min

## 3 DOSAGE FORMS AND STRENGTHS

COAGADEX is available as a white or off-white lyophilized powder for reconstitution in single-use vials containing nominally (approximately) 250 IU or 500 IU of Factor X activity. The exact potency/content is listed on the vial label. When reconstituted using the Sterile Water for Injection supplied with the kit, the final concentration is approximately 100 IU/mL.

Factor X activity in COAGADEX is defined in IU and determined using an *in vitro* chromogenic assay and a Factor X concentrate reference standard calibrated against the World Health Organization (WHO) 3rd International Standard for Blood Coagulation Factors II and X, Concentrate.

## 4 CONTRAINDICATIONS

COAGADEX is contraindicated in patients who have had life-threatening hypersensitivity reactions to COAGADEX [see *Description (11)*].

## 5 WARNINGS AND PRECAUTIONS

### 5.1 Hypersensitivity Reactions

Allergic type hypersensitivity reactions, including anaphylaxis, are possible. Early signs of hypersensitivity reactions including angioedema, infusion site inflammation (e.g. burning, stinging, erythema), chills, cough, dizziness, fever, flushing, generalized urticaria, headache, hives, hypotension, lethargy, musculoskeletal pains, nausea, pruritus, rash, restlessness, tachycardia, tightness of the chest, tingling, vomiting, wheezing. If hypersensitivity symptoms occur, discontinue use of the product immediately and administer appropriate emergency treatment.

COAGADEX contains traces of human proteins other than Factor X.

### 5.2 Neutralizing Antibodies

The formation of neutralizing antibodies (inhibitors) to Factor X may occur. Monitor all patients treated with COAGADEX for the development of inhibitors by appropriate clinical observations and laboratory tests. If expected Factor X activity levels are not attained, or if bleeding is not controlled with an expected dose, perform an assay that measures Factor X inhibitor concentration.

### 5.3 Transmissible Infectious Agents

As COAGADEX is made from human blood, it may carry a risk of transmitting infectious agents, e.g. viruses, the variant Creutzfeldt-Jakob disease (vCJD) agent and, theoretically, the Creutzfeldt-Jakob disease (CJD) agent. There is also the possibility that unknown infectious agents may be present in the product. The risk that the product will transmit viruses has been reduced by screening plasma donors for prior exposure to certain viruses, by testing for the presence of certain current virus infections, and by inactivating and removing certain viruses during manufacture. Despite these measures, this product may still potentially transmit diseases.

All infections suspected by a physician possibly to have been transmitted by this product should be reported by the physician or other healthcare providers to BPL USA, Inc. at 1-844-427-5872 or [medinfo@bplgroup.com](mailto:medinfo@bplgroup.com).

### 5.4 Monitoring and Laboratory Tests

- Monitor plasma Factor X activity by performing a validated test (e.g. one-stage clotting assay), to confirm that adequate Factor X levels have been achieved and maintained [see *Dosage and Administration (2)*].
- Monitor for the development of Factor X inhibitors. Perform a Nijmegen-Bethesda inhibitor assay if expected Factor X plasma levels are not attained, or if bleeding is not controlled with the expected dose of COAGADEX. Use Nijmegen-Bethesda Units (BU) to report inhibitor levels.

## **6 ADVERSE REACTIONS**

The most common adverse drug reactions (frequency  $\geq$  5% of subjects) observed in clinical trials were infusion site erythema, infusion site pain, fatigue, and back pain.

### **6.1 Clinical Trials Experience**

As clinical trials are conducted under widely varying conditions, adverse reaction rates observed in the clinical trials of a drug cannot be directly compared to rates in the clinical trial of another drug and may not reflect the rates observed in clinical practice.

During the clinical development of COAGADEX involving three multicenter, open-label, non-randomized clinical studies, 27 individual subjects with hereditary Factor X deficiency received at least one dose of COAGADEX.

Sixteen subjects aged 12 to 58 years with moderate to severe hereditary Factor X deficiency (basal FX:C < 5 IU/dL) received doses of COAGADEX for pharmacokinetic evaluation, on-demand treatment for control of bleeding episodes, and/or perioperative management of minor surgical or dental procedures. A total of 468 infusions were administered, including 242 for on-demand treatment and control of bleeding episodes, 6 for perioperative management and 31 for PK assessments. Spontaneous, traumatic and menorrhagic bleeding episodes were treated with an on-demand dose of 25 IU/kg for up to 2 years.

Two subjects aged 55 and 59 years with mild hereditary Factor X deficiency (basal FX:C 6 IU/dL and 8 IU/dL) received COAGADEX for perioperative management of four major surgical procedures. There were 40 exposure days to COAGADEX.

Six adverse reactions were reported in 2 of the 18 subjects. These were infusion site erythema (2 reports in 1 subject [5.6%]), fatigue (2 reports in 1 subject [5.6%]), back pain (1 report [5.6%]) and infusion site pain (1 report [5.6%]).

In a separate study, nine children (aged 2 to 11 years), of whom four were less than 6 years of age, received 537 (mean 59.7) doses of COAGADEX as routine prophylaxis of bleeding episodes during a period of at least 6 months. In addition, 22 infusions were given to treat a bleed, equivalent to 2.1 bleeds per subject per year. There were no adverse drug reactions in this study.

### **6.2 Immunogenicity**

All subjects (adults and children) underwent Factor X inhibitor testing (inhibitor screen and Nijmegen-Bethesda assay) at baseline, end of study and at 3-monthly intervals in between. For subjects who underwent surgery, inhibitor testing was done pre-surgery and on discharge. All inhibitor tests were negative. Additionally, comparison of pharmacokinetic (PK) parameters at the repeat PK assessment with those at first dose did not suggest development of any inhibitors to Factor X.

The detection of antibody formation is highly dependent on the sensitivity and specificity of the assay. Additionally, the observed incidence of antibody (including neutralizing antibody) positivity in an assay may be influenced by several factors including assay methodology, sample handling, timing of sample collection, concomitant medications, and underlying disease. For these reasons, it may be misleading to compare the incidence of antibodies to COAGADEX in the studies described above with the incidence of antibodies in other studies or to other products.

## **7 DRUG INTERACTIONS**

Drug interaction studies have not been performed. Use with caution in patients who are receiving other plasma products that may contain Factor X (e.g. fresh frozen plasma, prothrombin complex concentrates). Based on the mechanism of action, COAGADEX is likely to be counteracted by direct and indirect Factor Xa inhibitors [see *Clinical Pharmacology* (12.1)].

## **8 USE IN SPECIFIC POPULATIONS**

### **8.1 Pregnancy**

#### Risk Summary

There is limited data with COAGADEX in pregnant women to inform on drug-associated risk. Animal reproduction studies have not been conducted using COAGADEX. It is not known whether COAGADEX can cause fetal harm when administered to a pregnant woman or can affect reproduction capacity. In the U.S. general population, the estimated background risk of major birth defects and miscarriage in clinically recognized pregnancies is 2-4% and 15-20%, respectively.

### **8.2 Lactation**

#### Risk Summary

There is no information regarding the presence of COAGADEX in human milk, the effects on the breast-fed infant, or the effects on milk production. The developmental and health benefits of breast-feeding should be considered along with the mother's clinical need for COAGADEX and any potential adverse effects on the breast-fed infant from COAGADEX or from the underlying maternal condition.

### **8.4 Pediatric Use**

COAGADEX has been studied in 9 young children and 2 adolescents less than 16 years of age (2.1, 6.1, 12.3, 14).

### **8.5 Geriatric Use**

Clinical studies of COAGADEX did not include sufficient numbers of subjects aged 65 and over to determine whether they respond differently from younger subjects. Other reported clinical experience has not identified differences in responses between the elderly and younger patients. In general, dose selection for an elderly patient should be cautious, usually starting at the low end of the dosing range, reflecting the greater frequency of decreased hepatic, renal, or cardiac function, and of concomitant disease or other drug therapy.

## **10 OVERDOSAGE**

One case of accidental overdosage was reported in the clinical trials, in which a subject received approximately 80 IU/kg Factor X to treat a bleed. No adverse events were reported relating to this overdose.

## 11 DESCRIPTION

COAGADEX is a plasma-derived, sterile, purified concentrate of human coagulation Factor X that contains sucrose as a stabilizer. It is formulated as a lyophilized powder for solution for intravenous administration. When reconstituted with Sterile Water for Injection it forms a colorless, clear or slightly pearl-like solution. COAGADEX contains nominally (approximately) 100 IU/mL of coagulation Factor X and the following inactive ingredients: chloride, phosphate, citrate, sucrose and sodium. Each vial of COAGADEX is labeled with the actual Factor X activity/content expressed in IU per vial. Factor X activity in IU is determined using an *in vitro* chromogenic assay and a Factor X concentrate reference standard calibrated against the WHO 3rd International Standard for Blood Coagulation Factors II and X Concentrate.

COAGADEX contains no added biological components such as heparin, albumin or anti-thrombin. The content of Factor II and Factor IX are  $\leq 1$  IU/mL of the reconstituted product. Factor Xa and Factor IIa were not detectable by Non-activated Partial Thromboplastin Time (NaPTT) or Fibrinogen Clotting Time (FCT) tests for potential thrombogenicity, and comprised  $< 10$  parts per million by weight when tested by more sensitive analytical methods. The specific activity of COAGADEX is typically 80-137 IU per mg protein. The product contains no preservatives.

COAGADEX is manufactured from plasma, obtained from healthy US donors, who have passed viral screening tests. All donors are subjected to medical examinations, laboratory tests, and a review of their medical history before being allowed to donate blood or plasma.

All plasma donations are screened for antibody to human immunodeficiency virus (HIV)-1/2, hepatitis C virus (HCV), and hepatitis B surface antigen (HBsAg). Additional testing of donations is carried out in plasma mini-pools (512 donations per pool) with nucleic acid amplification testing (NAT) for HIV, hepatitis B virus (HBV), hepatitis C virus (HCV), hepatitis A virus (HAV) and human parvovirus B19. Furthermore, each manufacturing pool is tested to be negative for HBsAg and anti-HIV-1/2 antibodies. Also, manufacturing pools are non-reactive by nucleic acid test for HAV, HBV, HCV, and HIV-1. The limit for human parvovirus B19 in the manufacturing pools is set not to exceed  $10^4$  IU/mL.

Three processing steps specifically designed to remove or inactivate viruses are:

- 1) Solvent/detergent treatment targeted to inactivate enveloped viruses
- 2) A 15-nm filtration step designed to remove small viruses including non-enveloped viruses
- 3) Terminal dry-heat treatment at 80°C for 72 hours in the final container to inactivate enveloped and non-enveloped viruses

The capacity of the manufacturing process to remove and/or inactivate enveloped and non-enveloped viruses has been validated by laboratory spiking studies on a scaled-down process model. Overall virus reduction was calculated only from steps that were mechanistically independent from each other. Table 2 presents the contribution of each process step to virus reduction and the overall process reduction.

**Table 2 Viral Reduction by Process Step**

Virus	Type (Envelope/Genome)	Size (nm)	Process Log <sub>10</sub> Reduction of Virus (LRV) over manufacturing step			Total LRV
			Solvent/detergent	15-nm filtration	Terminal dry-heat treatment	
HIV	Env/RNA	80-100	> 4.6	> 6.8	5.5	> 16.9
SIN	Env/RNA	60-70	6.0	NT	NT	6.0
BVDV	Env/RNA	50-70	> 5.1	> 4.5	> 5.2	> 14.8
HSV	Env/DNA	120-200	> 5.4	5.8	3.5	> 14.7
IBR	Env/DNA	120-200	> 5.3	NT	NT	> 5.3
WNV	Env/RNA	40-60	4.9	NT	NT	4.9
HAV	Non-Env/RNA	25-30	NA	> 5.0	> 6.1	> 11.1
CPV	Non-Env/RNA	18-24	NA	4.3*	4.2	8.5

\*Studies using human parvovirus B19, which are considered experimental in nature, have demonstrated a virus reduction factor of > 5.9 log<sub>10</sub> by 15-nm filtration using a PCR method

HIV: Human immunodeficiency virus  
 SIN: Sindbis virus, model for HCV  
 WNV: West Nile Virus  
 BVDV: Bovine viral diarrhea virus, model for HCV  
 IBR: Infectious bovine rhinotracheitis, bovine herpes virus model for enveloped DNA viruses including HBV  
 HAV: Hepatitis A virus  
 HSV: Herpes simplex virus  
 CPV: Canine parvovirus, model for human parvovirus B19  
 NA: Not applicable, solvent/detergent treatment step is limited to the inactivation of enveloped viruses  
 NT: Not tested

## 12 CLINICAL PHARMACOLOGY

### 12.1 Mechanism of Action

COAGADEX temporarily replaces the missing Factor X needed for effective hemostasis. Factor X is an inactive zymogen, which can be activated by Factor IXa (via the intrinsic pathway) or by Factor VIIa (via the extrinsic pathway). Factor X is converted from its inactive form to the active form (Factor Xa) by the cleavage of a 52-residue peptide from the heavy chain. Factor Xa associates with Factor Va on a phospholipid surface to form the prothrombinase complex, which activates prothrombin to thrombin in the presence of calcium ions. Thrombin then acts upon soluble fibrinogen and Factor XIII to generate a cross-linked fibrin clot.

### 12.2 Pharmacodynamics

The administration of COAGADEX increases plasma levels of Factor X and can temporarily correct the coagulation defect in these patients, as reflected by decrease in the aPTT and PT.

### 12.3 Pharmacokinetics

In a clinical study of COAGADEX in subjects with severe or moderate Factor X deficiency (basal FX:C < 5 IU/dL), the pharmacokinetics of COAGADEX were assessed after intravenous infusion (mean [range] infusion rate 5.9 [1.3-17.1] mL/min) of 25 IU/kg COAGADEX. Pharmacokinetic (PK) parameters were calculated from plasma Factor X:C activity measurements after subtraction of the pre-dose value. The PK assessment was repeated at least 6 months after the first dose. The PK parameters following a single dose are summarized in Table 3. The pharmacokinetics of COAGADEX were similar following the single and repeat dosing.

**Table 3 Mean PK Parameters of COAGADEX Following a Single 25 IU/kg Dose to Subjects 12 years of Age and Older**

	<b>First Dose Mean (CV%) (n=16)</b>
C <sub>max</sub> (IU/mL)	0.504 (17.2)
Half-life (hr)	30.3 (22.8)
AUC <sub>0-144h</sub> (IU.hr/mL)	17.1 (21.0)
AUC <sub>(0-∞)</sub> (IU.hr/mL)	18.0 (20.9)
V <sub>ss</sub> (mL/kg)	56.3 (24.0)
CL (mL/kg/hr)	1.35 (21.7)
MRT (hr)	41.8 (21.7)
Incremental recovery (IU/dL per IU/kg) <sup>§</sup>	2.04 (19.5)

<sup>§</sup>Using peak increment within 30 minutes post-dose  
CV: Coefficient of variation

Incremental recovery in children <12 years of age was assessed at baseline and 6 months after the first dose. Values are summarized in Table 4.

**Table 4 Incremental Recovery (IU/mL per IU/kg) in Young Children Under 12 Years of Age**

<b>Pediatric age group</b>	<b>Visit 1<sup>a</sup> Mean (Min-Max)</b>	<b>End of Study<sup>b</sup> Mean (Min-Max)</b>
Aged 6-11 years (n = 5)	1.83 (1.6–2.2)	1.99 (1.8–2.2)
Aged 0-5 years (n = 4)	1.45 (1.3–1.6)	1.62 (1.3–1.8)

<sup>a</sup> First dose of COAGADEX; <sup>b</sup> After at least 6 months.

Studies were not conducted to evaluate the impact of gender or renal/hepatic function on the pharmacokinetics of COAGADEX.

## 13 NONCLINICAL TOXICOLOGY

### 13.1 Carcinogenesis, Mutagenesis, Impairment of Fertility

Nonclinical studies evaluating the carcinogenic or mutagenic potential of COAGADEX have not been conducted. No animal studies regarding impairment of fertility following COAGADEX dosing were conducted; however, no macroscopic or microscopic pathologies in reproductive organs were observed in rats dosed every other day with 6 times the maximum recommended clinical dose of 60 IU/kg COAGADEX for 28 days.

## 14 CLINICAL STUDIES

### On-demand Treatment and Control of Bleeding Episodes

In a multicenter, open-label, non-randomized clinical trial to evaluate the pharmacokinetics, safety and efficacy of COAGADEX, 16 subjects with moderate to severe hereditary Factor X deficiency (FX:C < 5 IU/dL) received a dose of 25 IU/kg COAGADEX to treat spontaneous, traumatic and menorrhagic bleeding episodes. If hemostasis was not achieved with a single dose of COAGADEX, additional doses could be given until the bleed stopped. Subjects could also continue with treatment after

the bleed had stopped to reduce the risk of recurrence of a given bleed. Subjects were aged 12 to 58 years, including 6 pediatric subjects aged 12 to 17 years. Six subjects were male, 10 were female, and 12 were Caucasian.

The efficacy of COAGADEX in treating bleeding episodes was assessed by the subject and/or investigator for each new bleeding episode, using a bleed-specific ordinal rating scale of excellent, good, poor and unassessable for each type of bleed (overt, covert or menorrhagic). Overt bleed: 'excellent' if bleeding stopped within 12 hours with a single dose; 'good' if within 24 hours with  $\leq 2$  doses. Covert bleed: 'excellent' if bleeding stopped within 48 hours with 1 or 2 doses; 'good' if within 48 hours with  $\leq 3$  doses. Menorrhagic bleed: 'excellent' if  $\leq 2$  doses within 48 hours; 'good' if 2 doses over  $>48$  hours. Each bleed was reviewed by a Data Review Committee for its suitability for the efficacy evaluation. Of the 208 bleeding episodes treated with COAGADEX, 187 bleeding episodes in 15 subjects were evaluated for efficacy. Of these 187 bleeding episodes, 79 (42%) occurred spontaneously, 47 (25%) were traumatic and 61 (33%) were menorrhagic. Seventy three (39%) were mucosal in origin, 63 (34%) were joint bleeds, 26 (14%) were muscle bleeds, and 25 (13%) were located elsewhere.

Ninety eight (53%) were major bleeding episodes, and 88 (47%) were minor bleeds (one bleed not assessed). COAGADEX was considered to be good (7%) or excellent (91%) in treating 98% of bleeding episodes. Of the 187 bleeding episodes in the efficacy analysis, a total of 155 bleeds (83%) were treated with one infusion, 28 bleeds (15%) with two infusions, 3 bleeds (2%) with three infusions and 1 bleed (0.5%) with four infusions. The mean dose per infusion and total dose of COAGADEX were 25.4 IU/kg and 30.4 IU/kg, respectively. Four bleeding episodes in two subjects were considered treatment failures.

The recommended dose of 25 IU/kg COAGADEX to treat a bleed was maintained during the study for 14 of the 16 subjects. The other two subjects used doses up to 30 IU/kg and 33 IU/kg.

### Prophylaxis of Bleeding Episodes

In a multicenter, open-label, non-randomized clinical trial, the use of COAGADEX in routine prophylaxis of bleeding episodes was evaluated in nine children aged less than 12 years of age. The mean age was 7.3 (range 2.6 to 11.9) years. Eight subjects had severe FX deficiency and the other had moderate deficiency. Four subjects were between 0 and 5 years of age and five were between 6 and 11 years of age inclusive. The majority of subjects were Asian (7; 77.8%) and the remainder were Caucasian/White (2; 22.2%). After the first dose of COAGADEX 50 IU/kg, given at a rate not exceeding 3 mL/minute, all subjects underwent a 30-minute post-dose incremental recovery assessment. Routine prophylaxis was started on Day 2 or 3 with unit doses of 40-50 IU/kg and during the first 6 weeks trough levels of Factor X were measured to adjust the dosage regimen to maintain a trough level of at least 5 IU/dL. At the end of the study (at least 6 months and at least 50 exposure days) a repeat 30-minute incremental recovery was performed. A total of 537 (mean 59.7 per subject) prophylactic infusions were administered. The median prophylactic dose per infusion per subject was 39.60 IU/kg (mean 38.76 IU/kg), and ranged from 18.0 to 47.3 IU/kg. Median and mean doses per infusion in the four children less than 6 years of age were both 40.1 IU/kg (95% CI 30.70, 49.57) and in the five children 6 to 11 years of age inclusive, median dose was 39.6 IU/kg and mean dose was 37.7 IU/kg (95% CI: 23.42, 51.91). The median dosing interval for all of the nine children was 3 days (range 2 to 8 days). Investigators' assessment following 6 months of routine prophylaxis was rated excellent in all 9 subjects; excellent was defined as 'no minor or major bleeds occurred during the study period' or 'lower frequency of bleeds than expected, given subject's medical/treatment history'. In addition, 22 infusions were given to treat a bleed, equivalent to 2.1 bleeds per subject per year. One subject had three episodes of epistaxis and the other bleeds were due to trauma or menorrhagia. All bleeds were treated with a single infusion; the median and mean doses per subject were both 31.7 IU/kg (range 24.6 to 38.8 IU/kg) and all recorded efficacy ratings were categorized as 'excellent' i.e. Overt bleed: bleeding stopped within 12 hours with a single dose; Menorrhagic bleed: no additional doses required; Covert bleeds: there were none in this study.



## Perioperative Management of Bleeding

The safety and efficacy of COAGADEX for perioperative management was evaluated in five subjects aged 14 to 59 years with mild (n=2), moderate (n=1), and severe (n=2) disease, who underwent a total of seven surgical procedures.

For all surgical procedures, COAGADEX was assessed as excellent (no post-operative bleeding, no requirement of blood transfusions, and blood loss was no more than 'as expected') in controlling blood loss during and after surgery. For major surgeries, a median of 13 infusions (range 2 to 15 infusions) and a median cumulative dose of 181 IU/kg (range 45 to 210 IU/kg) were required to maintain hemostasis. For minor surgeries, a median of 2.5 infusions (range 1 to 4 infusions) and a median cumulative dose of 89 IU/kg (range 51 to 127 IU/kg) were required to maintain hemostasis.

One subject had insertion of a central venous access device (Portacath) and was given 6 infusions of COAGADEX during 5 days, a total of 2,750 IU (27 IU/kg); there were no bleeding complications or safety concerns.

## **16 HOW SUPPLIED/STORAGE AND HANDLING**

### How Supplied

COAGADEX is supplied in single-use glass vials containing a nominal (approximate) 250 IU or 500 IU (approximately 100 IU/mL after reconstitution) of Factor X activity, packaged with 2.5 mL or 5 mL of Sterile Water for Injection, respectively, and a Mix2Vial transfer device.

The vials are closed with a synthetic rubber stopper. The stopper is not made with natural rubber latex. The stopper is secured with an aluminum overseal with a flip-off polypropylene cap.

Strength	Kit NDC Number
250 IU Range	64208-7752-1
500 IU Range	64208-7753-1

### Storage and Handling

- Store COAGADEX in its original package to protect it from light.
- Store the COAGADEX package in a refrigerator or at room temperature at 36°F to 86°F (2°C to 30°C). Do not freeze.
- Do not use COAGADEX or the Sterile Water for Injection after the expiration date printed on the vial and carton labels.
- Use reconstituted COAGADEX within one hour of reconstitution.
- Do not use COAGADEX if the reconstituted solution is cloudy or contains any particles.

## **17 PATIENT COUNSELING INFORMATION**

- Advise the patients to read the FDA-approved patient labeling (Patient Information and Instructions for Use).
- Inform patients to immediately report the following early signs and symptoms of hypersensitivity reactions to their healthcare professional: angioedema, infusion site inflammation (e.g. burning, stinging, erythema), chills, cough, dizziness, fever, flushing, generalized urticaria, headache, hives,

hypotension, lethargy, musculoskeletal pains, nausea, pruritus, rash, restlessness, tachycardia, tightness of the chest, tingling, vomiting, wheezing [see *Warnings and Precautions (5.1)*].

- Inform patients that the development of inhibitors to Factor X is a possible complication of treatment with COAGADEX. Advise the patients to contact their healthcare provider for further treatment and/or assessment if they experience a lack of clinical response to COAGADEX because this may be a manifestation of an inhibitor [see *Warnings and Precautions (5.2)*].
- Inform patients that COAGADEX is made from human plasma and may contain infectious agents that can cause diseases. While the risk that COAGADEX can transmit an infection has been reduced by screening plasma donors for prior exposure, testing donated plasma, and inactivating or removing certain viruses during manufacturing, patients should report any symptoms that concern them [see *Warnings and Precautions (5.3)*].

**Manufactured by:**

Bio Products Laboratory Ltd.,  
Elstree,  
WD6 3BX,  
United Kingdom.

**U.S. Distributor:**

BPL USA, Inc.,  
302 East Pettigrew Street,  
Suite C-190,  
Durham, NC 27701  
USA

U.S. Licence No.: 1811

COAGADEX® is a registered trade mark of Bio Products Laboratory Limited. Mix2Vial™ is a trade mark of West Pharmaceutical services.

Version 4

## **Patient Information**

### **COAGADEX® (co-ag-a-dex) Coagulation Factor X (Human)**

This Patient Information leaflet summarizes important information about COAGADEX. Please read it carefully before using COAGADEX and each time you get a refill, as there may be new information. This Patient Information does not take the place of talking with your healthcare provider about your medical condition or treatment, and it does not include all of the important information about COAGADEX. If you have any questions about COAGADEX after reading this information, ask your healthcare provider.

#### **What is the most important information I need to know about COAGADEX?**

Do not attempt to do an infusion yourself unless you have been taught how by your healthcare provider or hemophilia center.

You must carefully follow your healthcare provider's instructions regarding the dose and schedule for infusing COAGADEX so that your treatment will work best for you.

#### **What is COAGADEX?**

COAGADEX is a medicine given as an injection into the vein to replace the clotting factor that is missing in people with Factor X deficiency. Factor X deficiency is an inherited bleeding disorder that prevents blood from clotting normally.

COAGADEX is used to treat, control or reduce bleeding in patients with hereditary Factor X deficiency.

Your healthcare provider may give you COAGADEX when you have surgery.

#### **Who should not use COAGADEX?**

You should not use COAGADEX if you are allergic (hypersensitive) to any of the ingredients in COAGADEX.

Tell your healthcare provider if you are pregnant or breast-feeding because COAGADEX may not be right for you.

#### **What should I tell my healthcare provider before I use COAGADEX?**

You should tell your healthcare provider if you:

- Have or have had any medical problems
- Have any allergies

- Take any prescription and non-prescription medicines, including over-the-counter medicines, supplements or herbal medicines
- Are breast-feeding. It is not known if COAGADEX passes into your milk and if it can harm your baby
- Are pregnant or planning to become pregnant. It is not known if COAGADEX may harm your unborn baby
- Have been told you have inhibitors to Factor X

### **How should I use COAGADEX?**

You get COAGADEX as an infusion into your vein.

You may infuse COAGADEX at a hemophilia treatment center, at your healthcare provider's office or in your home. You should be trained on how to do infusions by your healthcare provider or hemophilia treatment center. Many people with coagulation factor deficiencies learn to infuse their treatment by themselves or with the help of a family member or caregiver.

Your healthcare provider will tell you how much COAGADEX to use based on your weight, the severity of your Factor X deficiency, and where you are bleeding from.

You may need blood tests done after using COAGADEX to be sure that the level of Factor X in your blood is high enough to clot your blood.

Call your healthcare provider right away if your bleeding does not stop after using COAGADEX.

### **What are the possible side-effects of COAGADEX?**

You can have an allergic reaction to COAGADEX.

Stop treatment and call your healthcare provider right away if you have any of the following symptoms: difficulty breathing, chest tightness, swelling of the face, rash or hives.

Common side effects of COAGADEX are infusion site redness, infusion site pain, tiredness, and back pain.

Your body can also make antibodies, called "inhibitors," against COAGADEX, which may stop COAGADEX from working properly. Your healthcare provider may give you blood tests to check for inhibitors.

These are not all of the possible side effects of COAGADEX. Tell your healthcare provider about any side effects that bother you or do not go away.

### **What are the COAGADEX dosage strengths?**

COAGADEX is packaged with a suitable volume (2.5 mL or 5 mL) of Sterile Water for Injection, and one Mix2Vial transfer device.

COAGADEX comes in two different dosage strengths:

Approximately 250 International Units (IU) – to be reconstituted with 2.5 mL of sterile water.

Approximately 500 International Units (IU) - to be reconstituted with 5 mL of sterile water.

The actual strength will be printed on the vial label and on the box. Once dissolved, the concentrations in these two vials will be the same, 100 IU per mL.

Always check the actual dosage printed on the label to make sure you are using the vial size prescribed by your healthcare provider.

Always check the expiration date printed on the box. Do not use the product after the expiration date printed on the box.

### **How do I store COAGADEX?**

- Keep COAGADEX in its original package to protect it from light.
- Store COAGADEX in a refrigerator (not below 36°F [2°C]) or at room temperature (not to exceed 86°F [30°C]). Do not freeze.

### **What else should I know about COAGADEX?**

Medicines are sometimes prescribed for purposes other than those listed here. Do not use COAGADEX for a condition for which it is not prescribed. Do not share COAGADEX with other people, even if they have the same symptoms or condition that you have.

For further information or if you have any questions about COAGADEX, please contact BPL Inc. at the address below or through [medinfo@bplgroup.com](mailto:medinfo@bplgroup.com).

#### **U.S. Distributor:**

BPL USA, Inc.,  
302 East Pettigrew Street,  
Suite C-190,  
Durham, NC 27701,  
USA

## Instructions for Use

### COAGADEX® (co-ag-a-dex) Coagulation Factor X (Human)

Important: Do not attempt to give an infusion to yourself unless you have been taught how to by your healthcare provider or hemophilia center.

Always follow the specific instructions given by your healthcare provider. The steps listed below are general guidelines for using COAGADEX. If you are unsure of the procedures, please call your healthcare provider before using.

Your healthcare provider will prescribe the dose and when to use COAGADEX. Contact your healthcare provider right away if you accidentally take more than the prescribed dose.

Your healthcare provider may need to take blood tests from time to time.

Talk to your healthcare provider before traveling. Plan to take enough COAGADEX for your treatment during this time.

Dispose of all materials, including any leftover reconstituted COAGADEX product, in an appropriate container.

### **How should I dissolve COAGADEX before use?**

COAGADEX must be dissolved in the sterile water provided with the product using the provided transfer device called Mix2Vial™.

See below for step-by-step instructions for reconstituting COAGADEX.



#### Step 1

- Bring the vials of COAGADEX and sterile water to room temperature before mixing.
- Remove the cap from the vial of COAGADEX and clean the top of the stopper with an alcohol swab.
- Repeat this step with the vial of sterile water.

#### Step 2

- Peel back the top of the Mix2Vial package but leave the device in the package.



### Step 3

- Place the blue end of the Mix2Vial on the sterile water vial and push straight down until the spike penetrates the rubber stopper and snaps into place.
- Remove the plastic outer packaging from the Mix2Vial and discard it. Do not touch the exposed end of the device.



### Step 4

- Turn the sterile water vial upside down with the device still attached.
- Place the clear end of the Mix2Vial on the product vial and push straight down until the spike penetrates the rubber stopper and snaps into place.



### Step 5

- The sterile water will be pulled into the vial of COAGADEX by the vacuum contained within it.
- Gently swirl the vial to make sure the powder is thoroughly mixed. Do not shake the vial.
- A clear or slightly pearl-like solution should be obtained, usually in less than 1 minute (5 minutes maximum).

Note: If the water is not pulled into the vial of COAGADEX. This indicates a loss of vacuum in the vial. Do not use the product.



### Step 6

- Separate the empty sterile water vial and blue part from the clear part by unscrewing counter-clockwise.

### Step 7

- Draw air into the syringe by pulling the plunger to the required volume of sterile water added.
- Connect the syringe to the clear part of the Mix2Vial.
- Push the air in the syringe into the vial.



### Step 8

- Immediately invert the COAGADEX vial. The solution will be drawn into the syringe.
- Disconnect the filled syringe from the device.
- Use the product immediately or within one hour of reconstitution. Do not store the reconstituted product.

Note: If there are any particles in the syringe, or if the solution is cloudy, or if a gel or clot forms, contact the manufacturer to report the batch number printed on the vial.

If you have to use more than one vial of COAGADEX to make up your dose, repeat steps 1 to 5 to reconstitute each vial and draw up all of the solution into one syringe for your injection. You must use a new Mix2Vial to draw the contents of each vial up into the plastic syringe.

### **How do I inject COAGADEX?**

Inspect the solution before injection. Do not use if there are any particles in the syringe, or if the solution is cloudy, or if a gel or clot forms.

Do not add the solution to any other fluids and do not mix it together with any other medicine.

To inject the medicine:

- Attach a suitable needle to the syringe containing COAGADEX solution.
- Inject the dose at a suggested rate of 10 mL/min, but no more than 20 mL/min into your vein.

Important: Contact your healthcare provider or local hemophilia treatment center if you experience any problems.

**Manufactured by:**  
Bio Products Laboratory Ltd.,  
Elstree,  
WD6 3BX,  
United Kingdom.

U.S. Licence No: 1811

**U.S. Distributor:**  
BPL USA, Inc.,  
302 East Pettigrew Street,  
Suite C-190,  
Durham, NC 27701,  
USA

COAGADEX® is a registered trade mark of Bio Products Laboratory Limited. Mix2Vial™ is a trade mark of West Pharmaceutical services.

Version 4